











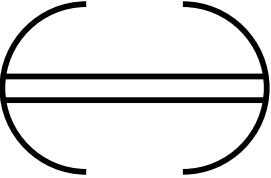





Use Symbols to Develop Interpretation Abilities

CCSSR Anchor Standard 1. Read closely to determine what the text says explicitly and to make logical inferences from it; cite specific textual evidence when writing or speaking to support conclusions drawn from the text.

These symbols show different cultures' values.

			
<i>Village (Mayan)</i>	<i>Support (West Africa)</i>	<i>Wise, Watchful (Native American)</i>	<i>Peace (India)</i>
			
<i>Cooperation (West Africa)</i>	<i>Friendship (Ute)</i>	<i>Evaluation (West Africa)</i>	<i>Justice (China)</i>
			
<i>Good Future (Native American)</i>	<i>Leadership (West Africa)</i>	<i>Harmony (India)</i>	<i>Brotherhood (Hopi)</i>
			
<i>Unity (Nigeria)</i>	<i>Progress (China)</i>	<i>Highest (Ghana)</i>	<i>Progress (US)</i>

Analyze: Choose one. Tell how it shows the idea.

Analyze: What values do some cultures share?

CREATE: Design your own. Show an idea you think is important.